

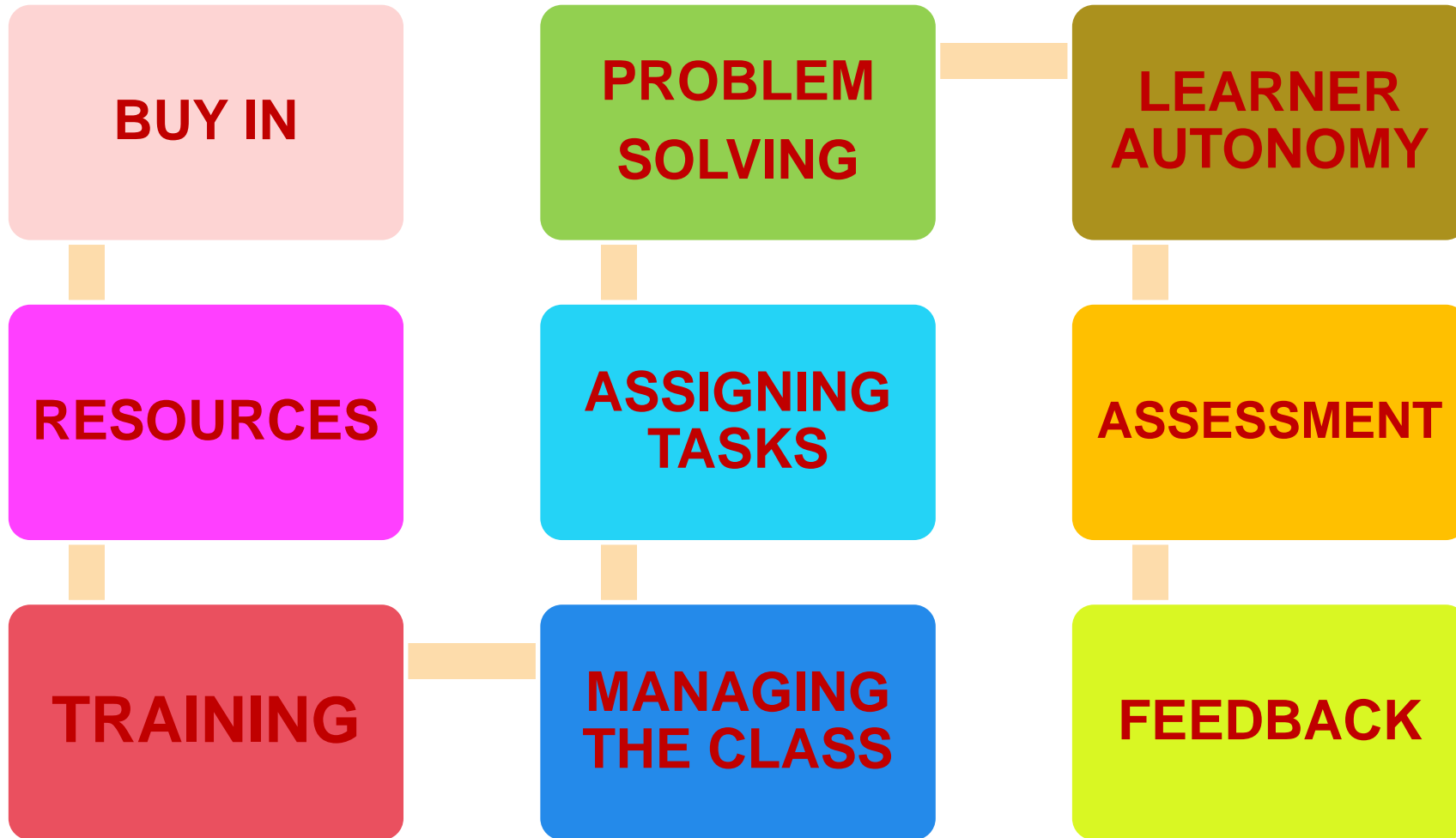
The Flipped Model: Ensuring Excellence in the Classroom.



- What is flipped methodology?
- What are the benefits of flipped methodology?
- What are the possible drawbacks?



History and Inspiration





SOURCING AND STORING MATERIALS



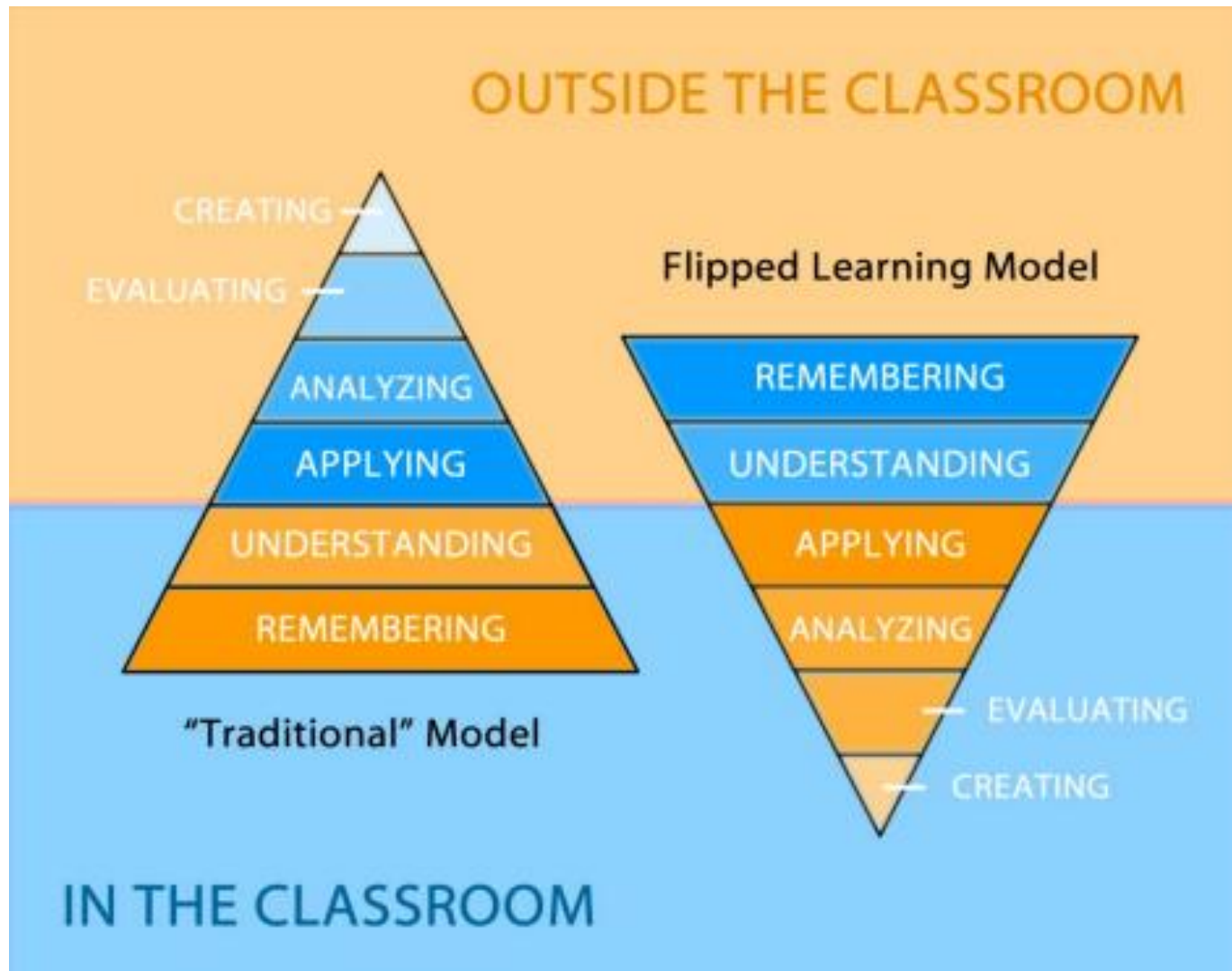
Training
<http://newtech.coe.uh.edu/>



Classroom Management



- **Scaffolded tasks**
- **Clearly worded and broken down into steps**
- **Choices for differentiation**
- **Well-linked**



Source:
<https://academics.cehd.umt.edu/digital-education/wp-content/uploads/2017/05/C-EHD-DEI-Flipped-Learning-Guide.pdf>



Build confidence and encourage autonomy:

- **Cooperative tasks**
- **Peer support**
- **Peer learning**
- **Peer correction**

Name:
Date:
<u>What did I learn this week?</u>
<u>What did I do in order to learn?</u>
<u>What areas do I feel I would like to improve on and why?</u>
<u>What can I do to improve? (make an action plan)</u>
<u>What support do I need?</u>

- **Bench marking**
- **Self-evaluation**
- **Feedback**
- **Reflection**
- **Assessment**

MODEL FOR BEST PRACTICE OF FLIPPED CLASSROOM

Best Practice aims to provide quality teaching and learning.

What do you want your students to be able to do by the end of your synchronous lesson on VLE?

Why? Why? Why?

How will you know they have achieved the intended learner outcomes?

- 1. Aims**
- 2. Pre-class tasks**
- 3. Interactive lesson on VLE**
- 4. Monitoring and Feedback**
- 5. Post-lesson follow up**
- 6. Reflection: promoting learner autonomy**
- 7. Assessment**



COLLABORATION



COMMUNICATION



CREATIVITY



**CRITICAL
THINKING**



FEEDBACK



INNOVATION



PRESENTATION



**PROBLEM
SOLVING**




PRODUCTIVITY



REFLECTION



**SOCIAL
NETWORKING**



Q & A

I'm all ears!

**Julie Wallis:
director@thelondonschool.it**